

SAFETY ALERT SYMBOLS

Read and follow all safety information carefully. The signal words used in this manual are selected as shown below and based on an assessment of the degree of potential injury or damage (severe or minor) and the occurrence of injury (definitely occurs or has the potential to occur) when the warning is ignored:

 DANGER!

Indicates a situation which, when not avoided, results in death or severe injury.

 WARNING!

Indicates a situation which, when not avoided, has the potential to result in death or severe injury; and/or severe property damage.


 CAUTION!


Indicates a situation which, when not avoided, results or has the potential to result in minor injury; and/or minor property damage.


SAFETY PRECAUTIONS


Basic safety precautions should be followed, including the following:

Ensure all local, state, and federal laws and codes including health and safety guidelines are met when installing **Waterlogic** Equipment. Only qualified service technicians should attempt installation and service of **Waterlogic** Equipment. Always read the entire operating instructions before using the appliance and save these instructions for future use.

 DANGER! ELECTRICAL SHOCK HAZARD. *Always use a dedicated and properly grounded outlet. Unit should be protected by ground-fault circuit interrupter (GFCI) or residual current device (RCD) having a rated residual operating current not exceeding 30mA. Use only Waterlogic supplied power cord. Never use extension cords or power strips to connect unit. Do not use if the power supply cord is damaged. Always unplug from power supply prior to servicing.*

 WARNING! AUTHORIZED USE ONLY. *This appliance is to be used for its intended purpose as described in this manual and untrained individuals who use this manual assume the risk of any resulting property damage or personal injury. This appliance can't be used by children and persons with reduced physical, sensory or mental capabilities or lack of experience.*

 WARNING! UV-C EMITTER (UV LAMP). *This appliance contains a UV-C emitter (UV Lamp). UV-C radiation may, even in little doses, cause harm to the eyes and skin. Unintended use or damage to the housing may result in the escape of dangerous UV-C radiation. Never operate the UV-C emitter if damaged or removed from enclosure. Do not touch or look directly into the faucet.*

 WARNING! DO NOT OPERATE IF DAMAGED. *Unplug and isolate water supply if abnormal conditions exist. Contact Waterlogic or authorized dealer for repair, service, and installation to avoid hazards.*

⚠ WARNING! HOT WATER. *Unit produces Hot Water in excess of 87°C (188°F). Water above 52°C (125°F) can cause severe burns or scalding. Keep unauthorized people and children away from the unit to avoid accidental dispensing of hot water.*

⚠ WARNING! CONNECT TO POTABLE WATER SUPPLY. *This system is to be used for water only and is not intended for use where water is microbiologically unsafe or with water of unknown quality without adequate disinfection before or after the system.*

⚠ WARNING! STORE AND TRANSPORT UNIT EMPTY. ALWAYS SANITIZE BEFORE USE. *The unit must be completely drained and sealed before storing to avoid stagnation and reduce microbiological contamination (potential bacterial growth). Sanitize before use to eliminate any potential microbiological contaminants*

⚠ CAUTION! INDOOR USE ONLY. *Intended for household use only. Never expose to direct sunlight, heat sources, or ambient air temperature above 37°C (100°F) or below 2°C (35°F). Install indoors and keep unit away from excessive humidity. Never expose to freezing temperatures. Ensure there is adequate clearance around the unit to allow refrigeration system condenser to dissipate heat. Warmer environments require more clearance around the unit. Minimum clearance around all surfaces of the machine is 2-inches. Installs where the ambient temperature exceeds 27°C (80°F), require a minimum of 4-inches clearance for proper heat dissipation and efficient operation.*

⚠ CAUTION! USE A WATER PRESSURE REGULATOR. *Waterlogic will not be responsible for injury or damage caused by excessive water pressure. Input or feed pressure must be 40 psi to 60 psi. Be aware of any potential pressure surges caused by building/municipal pumping stations.*

⚠ CAUTION! USE UV STABILIZED SUPPLY LINES. *Feed the unit with a potable ambient or cold water supply only. Feed water over 37°C (100°F) can damage the treatment components. Water block devices and external leak detectors are strongly recommended. Locate the unit as close to the water supply and the electrical connections as possible. Locate the unit as close to the water supply and the electrical connections as possible. Immediately isolate or close water supply valve and contact service representative if leak is noticed.*

Contact Waterlogic for assistance or help finding an Authorized Service Representative.

CUBE FEATURES AND BENEFITS

Firewall™ UV Purification

Firewall™ proprietary technology purifies outgoing water at the point-of-dispense. Firewall™ keeps the dispense nozzle free from external contamination as well as purifying the outgoing water, making the safest water possible every single dispense.



Cold, Ambient, Hot, and Extra Hot Water

Pressure Fed Ambient, Cold, Hot, and Extra Hot Selections to meet a wide range of customer demands.

Volume Storage and Water Capacity

1.4 liters of Cold, 1.3 liters of Hot Water Storage.

BioCote® Anti-Microbial Protection

Certain plastic, silicon, and painted surfaces surrounding the dispensing areas and drip tray are infused with an exclusive additive called BioCote®. BioCote® provides an effective barrier against microbes like bacteria and mold, which may cause odors or staining.



Large Dispense Area with Recessed Faucet

6.4 inch dispense height with BioCote® recessed faucet to protect from cross-contamination.

Leak Sensor and Alarm

Leak Sensor and Alarm Full Fault Mode that halts supply to prevent overflow and sounds alarm to reduce accident potential.

Digital Display

The **CUBE Water Treatment System** has an innovative user interface utilizing a LCD display for easy use and programming.

Advanced Programming

Customizable settings for optimizing each **CUBE Water Treatment System** including; Cold Temp Set Point, Hot Temp Set Point, UV Timer, Filter Timer Setting, Filter Life Monitor, Energy Saving Sleep Mode, and Default Selection Mode.

Energy Saving Sleep Mode

Energy Saving Sleep Mode can be programmed to turn off Heater after 3 hour or 72 hours of inactivity.

Filter Timer

Selection includes the choice of 3 different filter replacement settings variations programmed for 3, 9 or 12 months. The Filter Timer also has an option to be turned off, which is the default setting.

Child Safeguard

CUBE Water Treatment System requires selection followed by main dispense and defaults back to cold water selection after 3 seconds of inactivity to prevent accidental dispensing of hot water.

CUBE CERTIFICATIONS

Waterlogic Water Treatment Systems have been tested, and certified to rigorous NSF and UL Standards. We believe that performance testing and certifications validate **Waterlogic** as a world-leader in water treatment systems.

CUBE Water Treatment System Certifications Include



UL399 – Certified Drinking Water Cooler

Intertek Labs (ETL) Certified the *CUBE Water Treatment System* to ANSI/UL 399 Standard for Drinking Water Coolers.

CSA C22.2 No. 120 CSA Standard for Refrigeration.

NSF/ANSI-55 Class A –Ultraviolet Microbiological Water Treatment Systems

Water Quality Association is an international standards organization. Firewall™ Technology contains our latest, most innovative and patented breakthrough, “The Firewall™”, the most comprehensive UV purification system for point-of-use water treatment systems ever developed. The Waterlogic Firewall™ components has been tested and certified by the Water Quality Association (WQA) to NSF/ANSI-55 Class A – Ultraviolet Microbiological Water Treatment Systems, and to NSF/P231 and the USEPA Standard for Microbiological Water Purifiers.

NSF P231 –Protocol for Microbiological Purifiers

The Public Health and Safety Organization establishes minimum requirements for health and sanitation characteristics of microbiological water purifiers. The requirements are based on the recommendations of the U.S. Environmental Protection Agency's Task Force Report.

NSF/ANSI-42 – Chlorine, Taste and Odor Reduction

NSF/ANSI-53 – Lead and Cyst Reduction

The Public Health and Safety Organization establishes minimum requirements for materials, design, construction, and performance of drinking water treatment units that are designed to reduce specific aesthetic-related contaminants in public or private water supplies.



BPA Free - **Waterlogic** tests for BPA and declares that all of its products are Bisphenol-A FREE and contain no harmful BPA plastics.

Waterlogic is certified to ISO 9001:2015 – Quality Management Systems (certified by Intertek). ISO 9001 is the internationally accepted standard for well managed organizations that have adopted the key quality management principles to its operations to bring consistent quality products and a culture of continuous improvement.



Safe Drinking Water Act

Waterlogic water treatment systems conform to the Safe Drinking Water Act (SWDA) “lead-free” amendment effective January 4, 2014, and **Waterlogic** has tested for BPA and declares that all of its products are Bisphenol-A FREE and contain no harmful BPA plastics.

MODEL/PART DESIGNATIONS

BRAND NAME	DESCRIPTION
<i>CUBE Water Treatment System</i>	<i>Waterlogic CUBE</i> – Ambient, Cold, Hot, and Extra Hot
	Model F-FWCU1-M-HCA-TT-SB-IN1
	Serial Number Prefix: 81

SPECIFICATIONS

ITEM	SPECIFICATION
Water	¼" Quick Connect
Cold Water Temperature	Cold Water Temperature – Factory Set Point 5°C (41°F) (Adjustable) 10°C or 15°C (50°F or 60°F)
Cold Water Capacity	1.4 Liter (0.37 Gallons) Cold Tank
Hot Water Temperature	Factory Set Point 86°C (187°F) Programmable 70° - 95°C (158° - 203°F)
Hot Water Capacity	1.3 Liter (0.34 Gallons) Hot Tank
Extra Hot Water Temperature	Factory Set Point 95°C (203°F)
Hot Tank Manual Reset Overload	105°C (221°F)
Recommended Incoming Feed Pressure	40-60 psi (275-414 kPa) – Use Pressure Regulator
Maximum Working Pressure	60 psi (414 kPa) – Use Pressure Regulator
Rated Service Flow Out	1.89 Liters per Minute (0.5 Gallons per Minute) – Firewall™ Purification
Environmental Temperature	2° - 37°C (35° - 100°F)
Refrigerant Gas	R134a - 55 grams (1.94 oz.) - Hi (280 psi) Low (90 psi)
R134a Pressures	High (230 psi), Low (90 psi)

SHIPPING SPECIFICATIONS

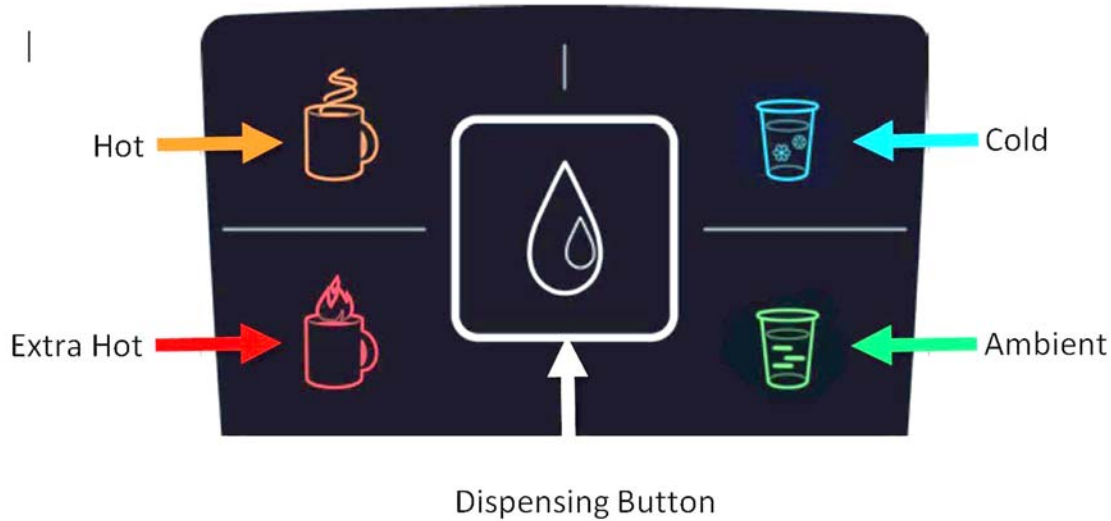
ITEM	SPECIFICATION
Width/Depth/Height #	356 mm (14 inches) x 483 mm (19 inches) x 432mm (17 inches) #
Weight – Dry (w/o packaging)	15 kg (30 pounds)
Shipping Information Width/Depth/Height	508 mm (20 inches) x 560 mm (22 inches) x 560 mm (22 inches) 8 units per pallet
Shipping Weight – Dry	19 kg. (41 pounds)

#**CUBE** is 17 inches tall and may not fit between countertops and cabinets - Check installation to ensure adequate clearance.






ELECTRICAL SPECIFICATIONS

ELECTRICAL SUPPLY	120V/60Hz	15 Amp Service ⁺
COMPONENT	POWER (approximate)	AMP DRAW (approximate)
Heater	500 Watts	4.2 Amps
Compressor	210 Watts	1.75 Amps
UV Lamp System	13 Watts	0.11 Amps
CUBE TOTAL	723 Watts	6.06 Amps

OPERATING INSTRUCTIONS



The above picture shows front LCD display and control panel for the **Waterlogic CUBE Water Treatment System**.

Button	Operational Use
	Select <u>Cold</u> Water Selection + Press and Hold Dispensing Button to start dispensing until desired fill.
	Select <u>Ambient</u> Water Selection + Press and Hold Dispensing Button to start dispensing until desired fill.
 <p>Hold for 3 seconds</p>	Press and Hold <u>Hot</u> Water Selection for 3 seconds, until the Hot Water Icon is illuminated. Press + Press and Hold Dispensing Button until desired fill. <i>The delay is a safety feature that prevents hot water from being accidentally dispensed.</i>
 <p>Hold Extra Hot Selection until button stops flashing which indicates the temperature has been reached.</p>	Press and Hold Extra <u>Hot</u> Water Selection. The Extra Hot Selection Button will flash red to indicate the water is heating. When the red flashing icon turns off, this indicates that the water is to the temperature. Press the Hot Water Selection Button + Press and Hold Dispensing Button until desired fill.
 <p>Hold for 3 seconds</p>	<p>⚠ WARNING! <i>Unit produces Very Hot Water up to 95°C (203°F). Water above 52°C (125°F) can cause severe burns or scalding. Keep unauthorized people and children away from the unit to avoid accidental dispensing of hot water. Children should not use without supervision.</i></p>

Dispensing your choice of water is very simple.

1. Place your cup centrally in the dispense area which is 163 mm (6.4 inch) dispense height. The Drip Tray can be removed for filling bottles or other containers larger than the dispense area.
2. Select the type of water you wish to be dispensed by press/touching the Cold, Ambient or Hot water select icon until it illuminates.
3. Select the Dispense Button in the middle of the panel to dispense water.
4. Water Selection is dispensed via a Push-To-Dispense method. Press and hold the dispense button until your cup has reached the desired level.



⚠ WARNING! *Unit produces Very Hot Water up to 95°C (203°F). Water above 52°C (125°F) can cause severe burns or scalding. Keep unauthorized people and children away from the unit to avoid accidental dispensing of hot water. Children should not use without supervision.*

⚠ WARNING! *Always use a ceramic cup or a cup suitable for use with hot water.*

⚠ WARNING! *Do not hold cup or place hands in dispensing area while dispensing hot water.*

⚠ WARNING! *Never try to fill more than one cup at a time.*

WATERLOGIC MANUFACTURED WATER TREATMENT SYSTEM LIMITED WARRANTY
UNITED STATES AND CANADA ONLY

Waterlogic water treatment systems are guaranteed to the original purchaser to be free of defects in materials and workmanship for a period of three (3) years from the date of purchase, but in no event longer than forty-eight (48) months from the date of manufacture. Waterlogic Commercial Products, LLC (“Waterlogic”) based in the U.S.A. and its affiliated companies are not liable for any cost of removal, installation, transportation, or any other charges which may arise in connection with a warranty claim.

This warranty does not cover damage or wear to products caused by abnormal operating conditions, accident, abuse, misuse, unauthorized or improper alteration or repair, damage caused by or resulting from shipping or accident, damage caused by hot water, freezing, flood, fire, or acts of God. The effects from chlorine corrosion, scaling and normal wear are specifically excluded from this warranty. This warranty does not cover products used outside the countries where the unit was purchased, and does not cover products that were not installed in accordance with Waterlogic printed installation and operating instructions obtained in training or from www.waterlogic.us. Failure to follow all instructions for operation and maintenance voids the warranty. This warranty is not transferable.

To obtain warranty repairs or replacement, you must obtain a Return Authorization from Waterlogic. To obtain a Return Authorization, you must submit a Return Authorization form with supporting documentation to Waterlogic for evaluation. The form is available at www.waterlogic.us. Supporting documentation must include, but is not limited to; proof of purchase, installation date, failure date, and supporting installation and maintenance data. After you submit a Return Authorization form and supporting documentation, Waterlogic will determine whether a reasonably apparent defect in materials or workmanship covered by this limited warranty exists. If Waterlogic determines the claimed defect is covered by this warranty, Waterlogic will, at its sole discretion, determine whether to correct the defect or replace the unit, free of charge to you. If Waterlogic determines that the unit should be returned for warranty service, Waterlogic will approve of return in writing and will issue a Return Authorization which you must obtain prior to shipping the product. You are responsible for the cost of freight in to Waterlogic.

Waterlogic and its affiliated companies hereby limit the duration of any and all implied warranties to a maximum period of three (3) years from the date of purchase including, but not limited to, the implied warranties of merchantability and fitness for a particular purpose. Some states do not allow limitations on how long an implied warranty lasts, so the above limitation may not apply to you. Consequential and incidental damages are not recoverable under this warranty. Some states do not allow the exclusion or limitation of incidental or consequential damages, so the above limitation or exclusion may not apply to you.

This warranty gives you specific legal rights and you may also have other rights which may vary from state to state.

New Warranty Policy issued by Waterlogic Commercial Products LLC, USA - January 10, 2014

Waterlogic Commercials Products LLC
11710 Stonegate Circle
Omaha, NE 68164

Tel: (800) 288-1891
Website: waterlogic.us